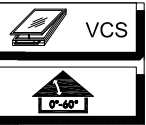
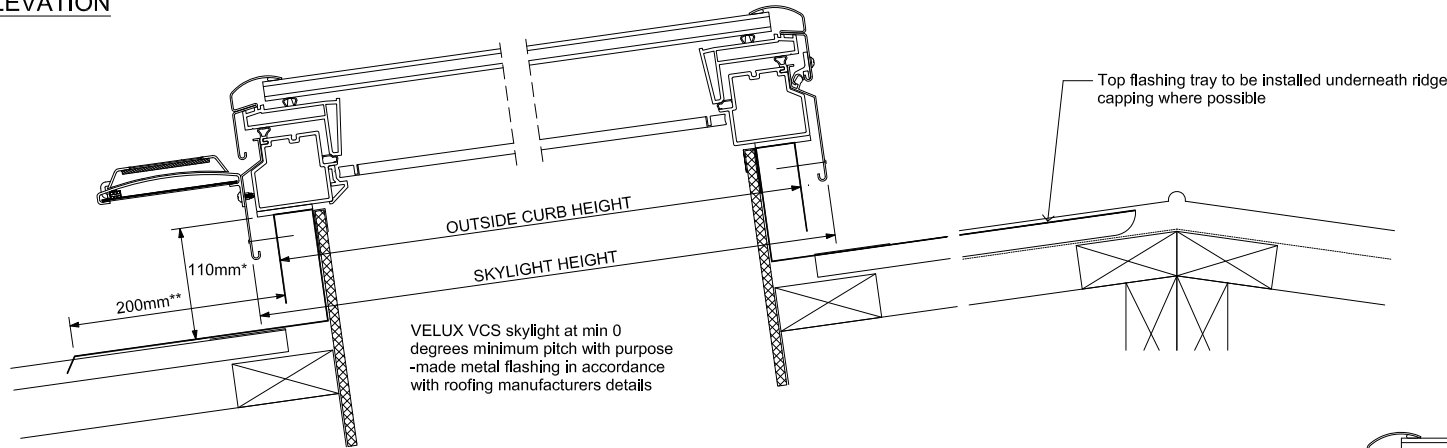


Please note:
Below 15 degrees:
- Any condensation that forms on the glass due to high humidity may drip



ELEVATION

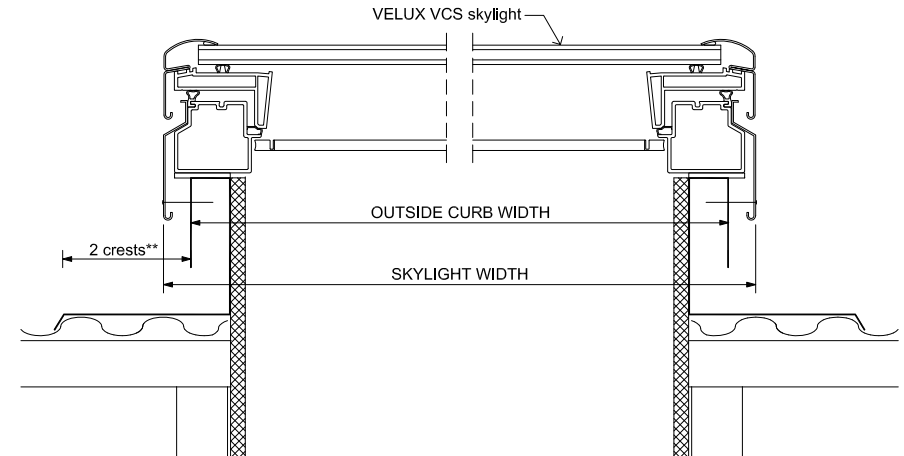


SECTION A-A

* The upstand shall be in accordance with the minimum requirements as set out in the Approved Document for relevant building code

** All flashings for VCS skylights are to be purpose-made to suit the roofing material, and subject to Approved Document for relevant building code

PRODUCT DIMENSIONS							
METRIC UNITS (MILLIMETERS)							
SIZE	OUTSIDE CURB WIDTH	MAXIMUM FLASHING WIDTH	SKYLIGHT WIDTH	OUTSIDE CURB HEIGHT	MAXIMUM FLASHING HEIGHT	SKYLIGHT HEIGHT	DAYLIGHT AREA (SQ. M)
2222	648	665	675	648	665	675	0.24
2246	648	665	675	1257	1275	1284	0.55
3030	851	870	878	851	870	878	0.49
4646	1257	1275	1284	1257	1275	1284	1.22



SECTION B-B

 Sky-Global Product Management	AUSTRALIA PTY. LTD		Name	Date
	+612 8565 6000		Drawn by	Aug 2017
			Checked by	Aug 2017
			Drawing No.	
VCS - Solar Venting Curb Mounted Skylight in Profiled Metal Roof (pitch <15 degrees)				

This drawing is an instrument of service and is provided for informational use only.

© 2017 VELUX GROUP

© VELUX is a registered trademark